


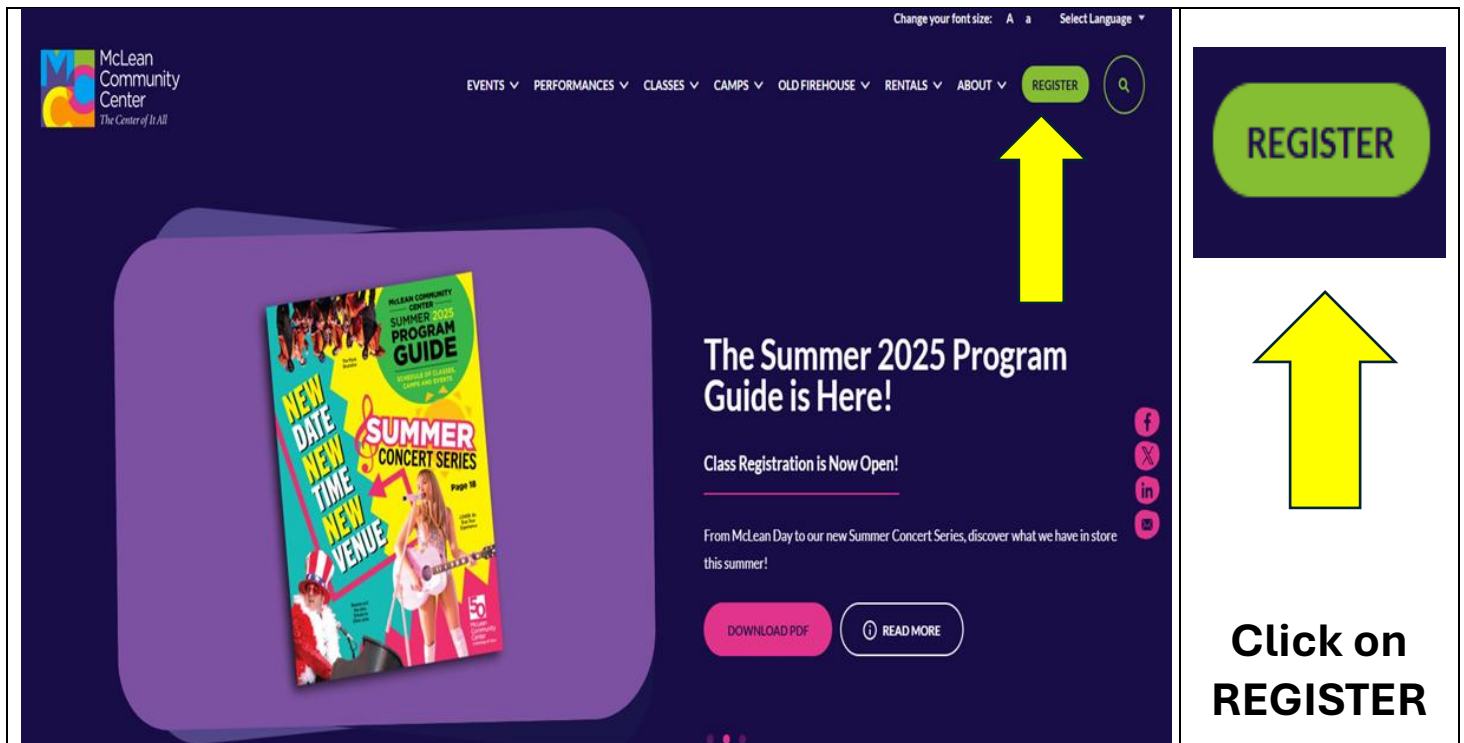
Step by Step instructions on how to register for MCC classes

1. Have your Log In Name & password.
2. Go to mcleancenter.org.


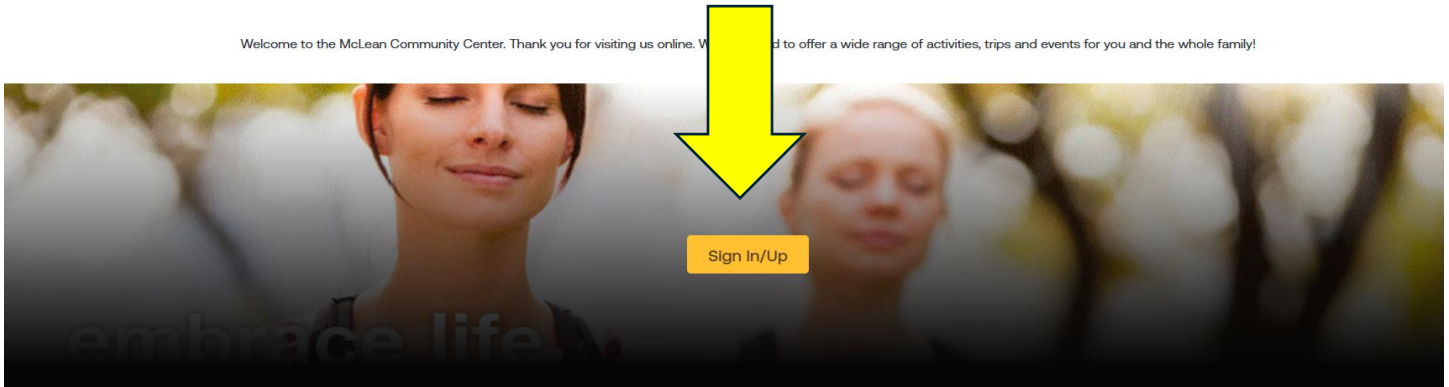


Once you have gotten to our Home Page, (if you are on a laptop) you will see 3 lines on the right side of the page EVENTS, CLASSES, RENTALS REGISTRATION (if you are on a desk top or phone the categories will be across the top of your screen).

3. Click on **REGISTER** which will take you to the page to log in.



4. Click on **SIGN IN/SIGN UP** enter your log in (**Log in is ALL CAPS**) and password and click **SIGN IN**



**TYPE YOUR LOGIN NAME
AND PASSWORD**

Sign in

Login name

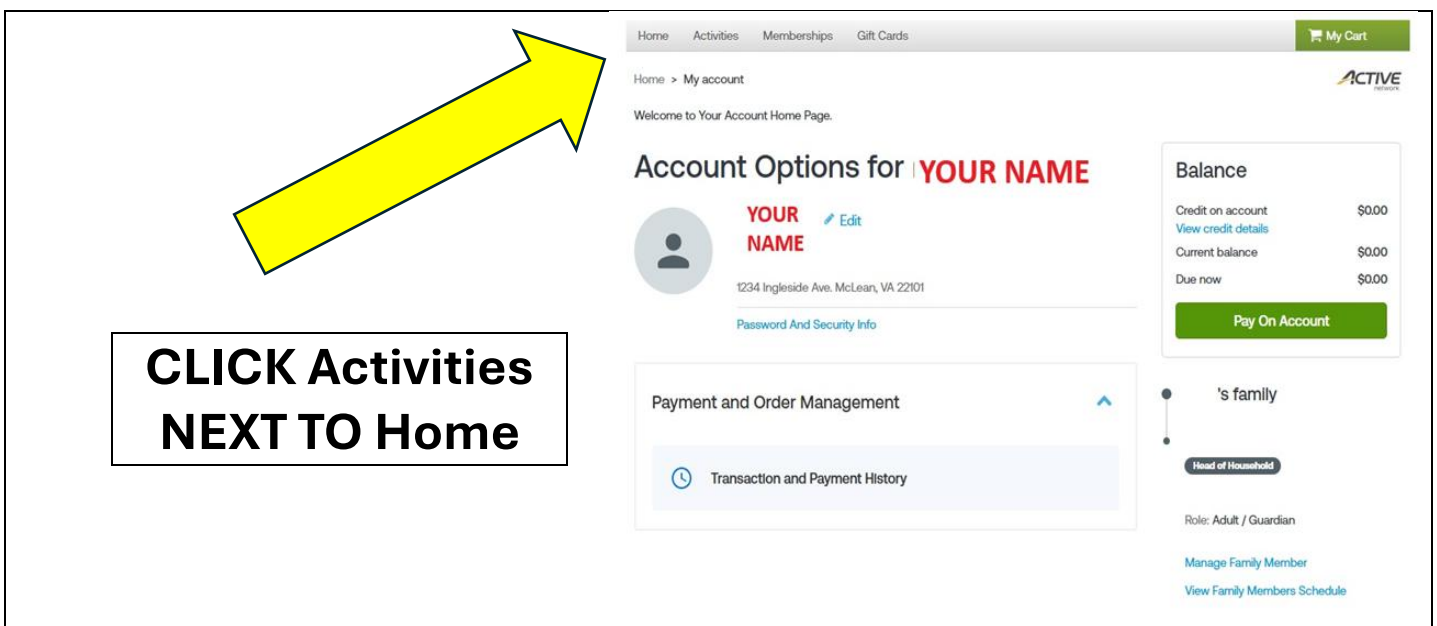
Password

[Forgot your password / login name ?](#)

Sign In

Don't have an account? [Join](#)

5. ACCOUNT OPTIONS FOR You or Your Family Member Name is the next thing you should see once you have signed in.



**CLICK Activities
NEXT TO Home**

6. click on the word **ACTIVITIES**, (top left corner) and a search bar will appear where you can **type** in **SAIL** or **4Ever Fit** and then click on **SEARCH**.

Activity search

At this time registration for the Seniors In Action Program is happening in-person or over the phone, from 8 a.m.-1:30 p.m. (M-F).

Search

When **Where** **Activities**

In progress / Future

Found 2 matching result(s) Sort by: **Name**

SAIL

#1710:125 / Age at least 9 yrs but less than 13 yrs

1234 Ingleside Ave. McLean

August 4, 2025 to August 8, 2025

View fee details

Enroll Now

7. Scroll down to the class you would like to register for and click on the **ENROLL NOW**

8. Select participant (choose the person on your account that you want to register)

9. Click on **ADD TO CART**.

Home Activities Memberships Gift Cards **My Cart**

Home > Activity search > Enroll activity form

Enroll in SAIL

* Required fields

Who are you enrolling? **Participant *** Select participant

Enrollment Details

Fee summary

Subtotal	\$0.00
Taxes	\$0.00
Total	\$0.00

[Register another participant](#)

Add to cart

If you want to register for more than class after you have clicked on **ADD TO CART**, you can **go back to ACTIVITIES** on the top left side of the screen and follow the above steps.

Once you have added all the classes you want to register for you can click on **CHECK OUT** or **PAY ON ACCOUNT**.

Make sure to answer two questions below. *

Home > Activity search > Enroll activity form

Enroll in SAIL

* Required fields

Who are you enrolling? ^

Participant * **YOUR NAME**

Enrollment Details ^

Do you have any participant note for staff?

Input text...

* Will this be your first time at an MCC or OFC activity?

No

* Would you like to receive the MCC weekly e-newsletter?

Select one...

Do you require any special accommodations to fully participate in this activity/event?

Fee summary

[View details](#)

Subtotal	\$129.00
Taxes	\$0.00
Total	\$

[Register another participant](#)

Add to cart

Once you click on CHECK OUT or PAY ON ACCOUNT this will take you to the payment page where you can enter your credit card information, and your registration is complete! Make sure to click the waiver box. *

Shopping Cart

KP 1 item, \$144.00 in total.

Body Sculpt - 1852.125 \$144.00

ACTIVITY

Waiver

* Required fields

Please read the following waivers and agreements carefully. They include releases of liability and waiver of legal rights, and deprive you of the ability to sue certain parties. By agreeing electronically, you acknowledge that you have both read and understood all text presented to you as part of the checkout process.

☒ * I have read and agree to Waiver.

Order Summary

Subtotal	\$144.00
Due Now	\$144.00

Enter coupon code **Apply**

Check out

